



ITC Sonar, Kolkata

20-22 March, 2026



ENDO GYN

IAGE National Conference 2026

Organised by IAGE Bengal Chapter
in collaboration with The Bengal Obstetric & Gynaecological Society
Theme: Beyond Vision—the Future of MIGS

IAGE Awards for
the Best Video
on Laparoscopy,
Hysteroscopy & Robotic
Surgery - Junior & Senior
Categories each

CONFERENCE HIGHLIGHTS:

- Laparoscopic, Hysteroscopic & Robotic Surgery Workshop
- Oration
- Keynote Address
- Point of View-Chat
- Dedicated Yuva Session
- Free Communication (Poster/ Paper/Video)



Secretariat

GC 209, Sector III, Salt Lake City Kolkata – 700106

Phone : 9674387711 | Email : endogyn2026@gmail.com

Website: <http://endogyn2026kolkata.com>



Dear Colleagues and friends across India!

It gives me immense pleasure to welcome you all to the ENDOGYN 2026, a distinguished gathering celebrating the spirit of learning, innovation, and surgical excellence in Gynaec Endoscopy.

Having witnessed the remarkable evolution of this field over the years — from the early days of diagnostic laparoscopy to the sophisticated, technology-driven procedures we perform today — I am filled with pride at how far we have come!!

Yet, what inspires me most is the enthusiasm and curiosity of the IAGE members & new generation of surgeons stepping into this exciting era of minimally invasive gynaecology MIS.

This conference is designed not merely as an academic event, but as a bridge between experience and aspiration — where young minds & IAGE members can learn from masters, share their perspectives, and refine their craft.

Sessions are equipped with innovation, precision, and compassion.

As you participate in the sessions and live demonstrations, I encourage you to observe deeply, question thoughtfully, and above all, never stop learning.

Surgery is a lifelong pursuit of perfection — and every case, every challenge, is an opportunity to grow.

I extend my heartfelt congratulations to the organizing committee for curating a program that truly nurtures both knowledge and inspirations.

May this conference serve as a milestone in your journey towards excellence in women's health care.

All the best to the TEAM!

Happy Learning!

Dr Kalyan B Barmade

President, IAGE



Welcome Message from Incoming President DR SUDHA TANDON

My dear friends and colleagues,

It gives me immense pleasure to welcome each of you for “ENDO GYN 2026”- the ANNUAL IAGE hosted by the BENGAL CHAPTER of IAGE. The event is meticulously crafted and designed keeping each one of you in mind. The live operative workshop is on Friday 20th March 2026, where eminent national and international faculties will be operating and sharing their valuable insights. The following 2 days has a very exciting scientific program for Endoscopic surgeons of all age groups. Many innovative and new ideas are being planned for the event. I am sure you all would enjoy the ENDO GYN 2026. The inaugural function and installation of the new executive team is on 21st March 2026 where I will be installed as the President IAGE (26-27). I promise you all that it is going to be an unforgettable experience.

It has been my dream to plan a program keeping each Gynaec Endoscopic Surgeons in mind. This one is especially designed to give HANDS ON TRAINING to enhance your surgical skills- be it in Endometriosis, Malignancy, Fibroid, Hysterectomy or Operative Hysteroscopy. I am sure it will definitely excite you and help you immensely to make you confident- from simple to complex surgeries. Watch out for the details of this on the IAGE website.

And so do not forget.

YOU ALL HAVE DATE WITH ENDO GYN 2026, MARCH 20-22, Kolkata.

Warm regards,

Dr Sudha Tandon

IAGE MANAGING COMMITTEE 2025-26



Kalyan Barmade
President



Sujal Munshi
Hony. General Secretary



Sudha Tandon
Vice President



Vidya Bhat
Hony. Jt. Secretary



Sejal Naik
Hony. Treasurer



Atul Gantra
Immediate Past President



Soumil Trivedi
Member



Subhash Mallya
Member



Priya Bhawe
Member



Priya Lakshmanan
Member



Niteen Ghorpade
Member



Hrishikesh Pandit
Member



Damodar Rao
Member



Amit Tajane
Member



Ashwath Kumar
Member



Mohil Patel
Member



Rohan Krishnakumar
Member



Deven Jugal
Member



Mala Raj
Member



George Paul
Member



Farendra Bharadwaj
Member



Gaurav Desai
Member



Mukta Agarwal
Member



Nisha Kapoor
Member



Aashish Kale
Member

MESSAGE FROM ORGANISING TEAM

Welcome to ENDOGYN 2026, Kolkata!

Respected Seniors, Colleagues, and Friends,

On behalf of the Bengal Chapter of IAGE and in collaboration with The Bengal Obstetric & Gynaecological Society, we are delighted to invite you to **ENDOGYN 2026**. Join us in the vibrant city of Kolkata from **March 20th to 22nd, 2026**, as we explore the future of Minimally Invasive Gynaecological Surgery (MIGS) under the theme: **“Beyond Vision - the Future of MIGS”**.

This conference is designed to be a hub of innovation, offering you the tools and insights needed to enhance your surgical skills and improve patient care. We have curated a program that balances high-level science with practical learning.

Scientific Highlights:

- **Live Endoscopy Workshops:** Real-time demonstrations by international experts from Bordeaux and leading national faculty.
- **Expert Keynotes & Debates:** Insightful presentations and “Point of View” chats tackling the most relevant topics in endoscopy today.
- **Research & Competitions:** Showcase your work through poster sessions, free papers, and competitive video presentations with lucrative prizes.
- **Yuva Sessions:** A dedicated space for young surgeons focusing on disease-centered and procedure-specific problem-solving.
- **Tech Exhibition:** Explore the latest medical technologies and surgical tools.

Experience Kolkata

Beyond the lecture halls, Kolkata awaits you with its legendary hospitality, rich history, and world-famous cuisine. The tolerant tropical March weather is ideal for planned post-congress tours and city exploration.

We look forward to welcoming you to this exceptional gathering. Together, let's advance the field of MIGS and make this an unforgettable experience for everyone.

See you in Kolkata!

Warm regards,

The Organising Team
ENDOGYN 2026

ORGANISING TEAM

ENDO GYN 2026



Basudeb
Mukherjee
Patron



Biman Kr
Chakraborty
Patron



Gita Ganguly
Mukherjee
Patron



Kalidas Bakshi
Patron



P Das Mahapatra
Patron



Sudip Chakraborty
Patron



Kalyan Barmade
IAGE President



Bhaskar Pal
Advisor



Sudha Tandon
President Elect



M M Samsuzzoha
Organising Chair



Basab Mukherjee
Organising Chair



Amit Basu
Org Secretary



Abhinibesh
Chatterjee
Org Secretary



Krishnendu Gupta
*Reception Committee
Chairperson*



Shyamal Sett
*Organising Vice
Chairperson*



Dibyendu Banerjee
*Organising Vice
Chairperson*



Jayita Chakrabarti
Jt Org Secretary



Tulika Jha
Jt Org Secretary



Mahua
Bhattacharya
Treasurer



Sebanti Goswami
Treasurer

SCIENTIFIC COMMITTEE



Hiralal Konar
Advisor



Sajal Datta
Advisor



Ashis Kr Mukhopadhyay
Chairperson



Arnab Basak
Chairperson



Susmita Chattopadhyay
Secretary



Bibek Mohan Rakshit
Secretary



Dipanwita Sen
Assistant Secretary



Alpana Chettri
Assistant Secretary



Bidisha Roy
Choudhury
Assistant Secretary



Avishek Bhadra
Member



Manjir Mitra
Member



Priyanka Pipara
Member



Ruchi Pipara
Member



Sanjukta Chatterjee
Member



Sunabha Ghosh
Member

ORGANISING TEAM

ENDO GYN 2026

WORKSHOP COMMITTEE



Kushagradhi Ghosh
Advisor



Jayanta Kr Gupta
Advisor



Subhas Ch Biswas
Advisor



Aruna Tantia
Chairperson



Pushan Kundu
Chairperson



Polly Chatterjee
Secretary



Poushali Sanyal
Secretary



Ramprasad Dey
Secretary



Sanjay Biswas
Assistant Secretary



Tanuka Das
Assistant Secretary



Sujoy Dasgupta
Assistant Secretary



Alok Dey
Member



Ifra Iqbal
Member



Mayoukh Chakrabarti
Member



Ramna Banerjee
Member



Ritwik Ghosh Halder
Member



Trina Sengupta
Member

PUBLICATION COMMITTEE



Arup Kr Majhi
Advisor



Sukanta Misra
Advisor



Gautam Khastgir
Advisor



Seetha Ramamurthy Pal
Chairperson



Dipanwita Banerjee
Secretary



Mariam Khanam
Assistant Secretary



Sharmistha Ganguly
Assistant Secretary



Abhijit Halder
Member



Jheelam
Mukhopadhyay
Member

REGISTRATION COMMITTEE



Abinash Chandra Ray
Advisor



Bulbul Raichaudhuri
Advisor



Barun Chakraborty
Chairperson



Nirmala Pipara
Chairperson



Nandini Chakrabarti
(Bhattacharyya)
Secretary



Bratati Bhattacharyya
Assistant Secretary



Manisha Vernekar
Assistant Secretary



Sangram Kumar
Dolai
Member

ORGANISING TEAM

ENDO GYN 2026

LOGISTICS COMMITTEE



Pradip Kumar Mitra
Advisor



Sudhir Adhikari
Advisor



Alok Basu
Chairperson



Suranjan Chakrabarti
Chairperson



Sanjib Dutta
Secretary



Soma Basak
Assistant Secretary

INAUGURATION & CULTURAL COMMITTEE



Kalpana Sarkar
Advisor



Mumtaz Sanghamita
Advisor



Bipasa Sen
Chairperson



Mausumi De Banerjee
Chairperson



Saktirupa Chakraborty
Secretary



Shabana Roze Chowdhury
Secretary



Puja Chatterjee
Assistant Secretary



Sujata Datta
Assistant Secretary



Abhijit Ghosh
Member



Sanghamitra Thakur
Member



Saurav Prakash Maity
Member

NATIONAL CO ORDINATORS



Mukta Agarwal
East



Yashodhan Deka
East



Manoranjan Mahapatra
East



Sejal Naik
West



Aditi Tandon
West



Farendra Bharadwaj
North



Jyoti Mishra
North



Nisha Kapoor
North



Mala Raj
South



Subhash Mallya
South



Jnaneshwari
South

IAGE BENGAL CHAPTER MANAGING COMMITTEE 2026-27



Mir Md Samsuzzoha
Chairperson



Basab Mukherjee
Vice-Chairperson



Amit Basu
Hony. Secretary



Abhinibesh Chatterjee
Hony. Jt. Secretary



Arnab Basak
Treasurer



Aruna Tantia
Member



Jayita Chakrabarti
Member



Mausumi Banerjee
Member



Polly Chatterjee
Member



Poushali Sanyal
Member



Sebanti Goswami
Member



Shyamal Sett
Member



Tulika Jha
Member

The Bengal Obstetric & Gynaecological Society
MANAGING COMMITTEE 2025-26



M M Samsuzzoha
President



Tulika Jha
Hony. Secretary



Shyamal Sett
President Elect



Basab Mukherjee
Immediate Past President



Ramprasad Dey
Vice President



Biswajyoti Guha
Vice President



Jayita Chakrabarti
Vice President



Amit Basu
Immediate Past Secretary



Sebanti Goswami
Hony Jt Secretary



Mahua Bhattacharya
Hony Treasurer



Susmita Chattopadhyay
Hony Clinical Secretary



Avishek Bhadra
Hony Jt Clinical Secretary

The Bengal Obstetric & Gynaecological Society MANAGING COMMITTEE 2025-26



Alpina Chhetri
MC Member



Bibek Mohan Rakshit
MC Member



Bidisha Roy Choudhury
MC Member



Bipasa Sen
MC Member



Dipanwita Banerjee
MC Member



Manisha Vernekar
MC Member



Mariam Khanam
MC Member



Nandini Chakrabarti
Bhattacharyya MC Member



Nirmala Pipara
MC Member



Poushali Sanyal
MC Member



Ritwik Ghosh Halder
MC Member



Saktirupa Chakraborty
MC Member



Seetha Ramamurthy Pal
MC Member



Soma Datta
MC Member



Sujoy Dasgupta
MC Member



Suranjan Chakrabarti
MC Member



Manjir Mitra
MC Member (Jr)



Puja Chatterjee
MC Member (Jr)



Sunabha Kumar Ghosh
MC Member (Jr)



Alok Basu
Special Invitee



Bulbul Raichaudhuri
Special Invitee



Priyanka Pipara
Special Invitee



Rabindranath Ray
Special Invitee



Shabana Roze Chowdhury
Special Invitee

Conference Highlights

- Live Surgery Workshop- Laparoscopic, Robotic & Hysteroscopic
- Conference Orations
- Free paper and poster presentation- competitive
- Impact of Eagle Project- free communication
- Competitive Video presentation- IAGE Awards in Senior & Junior Categories
- Point of View (POV) chats
- Dedicated Yuva Sessions
- Spotlight: Special Groups & Focused Problem Solving
- Video assisted surgical training module

Competitive Video Presentation – IAGE Awards

Enter the IAGE Awards Video Competition! We invite you to submit high-resolution videos showcasing **innovative concepts** or **rare cases**.

Prizes & Categories:

Junior: Under 45 years

Senior: 45 years and above

WHAT WE ARE LOOKING FOR: Submissions will be judged on clarity, creativity, presentation style, and the uniqueness of the clinical case. Please ensure your recording follows our official formatting guidelines for the best chance to win lucrative prizes.

Yuva Sessions

Welcome to the YUVA Session—a dedicated breakaway forum *crafted especially for young postgraduates and early-career endoscopic surgeons* who stand at the exciting dawn of their minimally invasive journey. Laparoscopy, hysteroscopy, and robotic surgery are transformative tools in modern gynaecological practice, but each comes with a steep learning curve. From choosing the right case, to executing each step with precision, to ensuring safe postoperative care—presents its own challenges.

This session is designed to address exactly those concerns. Learning is not just going to be academic—

Point of View (POV) Chat Session

Welcome to the *Point of View (POV)* Chat Session—a dynamic and thought-provoking format designed to spark meaningful dialogue around key surgical practices. In this session, the moderator will present a clear, debate-style statement on a specific procedure—i.e., “**Bilateral transient uterine clipping is essential to limit blood loss during myomectomy.**” Like any strong motion, it naturally invites differing viewpoints.

A panel of experienced experts will then share their perspectives, presenting arguments and counter-arguments, either in support of or against the statement. What sets this discussion apart is its grounding not only in scientific evidence but also in the rich, practical wisdom that comes from years of surgical experience. The aim is to go beyond guidelines and explore real-world nuances, challenges, and decision-making processes.

We hope these conversation encourage out-of-the-box thinking, broaden your clinical perspective, and help you form your own informed point of view.

it will be practical, and joyful. *Our aim is to bridge the gap between theoretical knowledge and hands-on clinical training.*

The faculty selected for this exposition are not only leaders in their sub-specialties but also passionate mentors who truly understand the needs, and aspirations of young surgeons. Their experience, coupled with their empathy for teaching, will make this an exceptional platform for *skill-building* and *confidence-building*.

We hope this session will empower you, inspire you, and elevate your endoscopic journey.

Spotlight on Special Group

Welcome to the *Spotlight on Special Group* session, a focused academic forum designed for today's era of highly specialised, domain-oriented practice. As clinical expertise becomes increasingly organ-specific and disease-centred, this session aims to dive deep into a single disease condition and explore it with clarity and practical relevance.

Each edition of this spotlight series takes one topic—such as **Uterine Fibroids**—and examines it from every essential angle. Participants will be guided through the most *effective diagnostic strategies, comparing imaging modalities* and understanding when one tool offers superior mapping over another. The discussions will highlight how *accurate preoperative evaluation directly enhances surgical planning and outcomes*. In addition, we will cover case selection, helping clinicians identify when surgery is truly indicated. Equally important, we will explore non-surgical alternatives including medical therapy, ablation techniques, and emerging evidence-based options.

This is a very focussed learning experience tailored to refine decision-making and elevate competence in clinical management—ensuring you leave with practical insights for better patient care.

Spotlight on Focused Problem Solving

Welcome to the *Spotlight on Focused Problem Solving* session—an intensive learning forum designed to address the most challenging problem zones encountered during specific surgical procedures. These are the moments in the OR that truly test a surgeon's judgement, precision, and confidence.

In this session, we focus in on such high-risk scenarios. For example, during a **Total Laparoscopic Hysterectomy in a patient with previous Caesarean section**, dense vesico-uterine adhesions can make bladder dissection particularly demanding. Through detailed video demonstrations, our experts will walk

you step-by-step make you walk through optimal techniques, anatomical cues, safe dissection planes, and practical strategies to avoid complications. In the event of an '*inadvertent cystostomy*', further management will be demonstrated and discussed.

What makes this format unique is its *interactive learning environment*. You will have ample opportunity to ask questions, discuss nuances, and clarify doubts directly with the faculty who have mastered these difficult situations.

We hope this will *enrich your surgical insight* and equip you with *skills you can translate into safer, more confident operative practice*.

Video Assisted Surgical Training (VAST)

Welcome to the *Video Assisted Surgical Training (VAST)* session—an innovative teaching format designed to overcome the limitations often faced in live or near-live surgical workshops. While such workshops showcase a wide variety of cases performed by Masters, uninterrupted viewing is not always possible. Some procedures may be too complex for young learners to grasp in real time, and often, the opportunity to pause, ask questions, or clarify doubts is limited.

VAST was created precisely to fill this gap. In these sessions, key procedures are broken down into simplified, sequential steps and demonstrated through curated video presentations. For example, a myomectomy, is deconstructed into clear, manageable stages, allowing participants to understand each step with complete clarity.

Originally introduced during the COVID era through IAGE Bengal Chapter webinars, VAST quickly gained popularity for its *clarity, structured, and learner-friendly approach*.

We hope this session offers you a comprehensive, and deeply enriching learning experience.

Proposed Faculty

A B Fuzayel Ahmed
Aastha Agarwal
Abhijit Ghosh
Abhijit Halder
Abhinibesh Chatterjee
Abhipsha Mishra
Abhishek Das
Aditi Tandon
Aditya Ganeriwala
Ajay Agarwal
Alok Basu
Aloke Kumar De
Alpana Chhetri
Amit Basu
Amit Tajane
Amit Tandon
Amogh Chimote
Amrita Ghosh
Amrita Tandon
Anik Ghosh
Anita Singh
Anitha Kunniath
Ankita Goyal
Ankur Shah
Annapurna
Anshu Agrawal
Anupama Arora Sethi
Anupama Bahadur
Anurag Bhate
Anusha Arvind
Anwasha Das Ghosh
Arkaprava Goswami
Arnab Basak
Arun Madhab Boruah
Aruna Tantia
Arunasish Mallick
Arunava Ray
Arup Kumar Agarwal

Ashis Kumar Mukhopadhyay
Ashish Kale
Ashok Kr Padhi
Aswath Kumar
Atanu Samanta
Atul Ganatra
Aunik Das
Avishek Bhadra
B Ramesh
Barun Chakraborty
Basab Mukherjee
Basudeb Mukherjee
Benudhar Pandey
Bhaskar Pal
Bhisma Dev Chatria
Bibek Mohan Rakshit
Bidisha Roychoudhury
Bikash Banerjee
Bimal John
Bipasa Sen
Biswajit Ghosh
Bratati Bhattacharyya
Bulbul Raichaudhuri
Chirag Wagh
Chitra T
Damodar Rao
Deepak Goenka
Desh Deepak
Deven Jugal
Dhaval Baxi
Dhivya Narasimhan
Dibyendu Banerjee
Dilip
Dipak Limbachiya
Dipankar Mondal
Dipanwita Sen
Egbert Saldhana
Fakhra Masoor

Garima Sharma
Gaurav Desai
Gautam Khastagir
Geetanjali Belekar
George Paul
Gita Ganguly Mukherjee
Gouri Shankar Kamilya
GSS Mahapatra
Harpreet Kaur
Hemant Shintre
Himangshu Mondal
Hiralal Konar
Hrishikesh Pandit
Ifra Iqbal
Imran Hamsawala
Jagannath Mishra
Jagrut Joshi
Jatan Kumar Roychaudhury
Jayakrishnan
Jayanta Kr Gupta
Jayesh Patel
Jayita Chakrabarti
Jeetendra Behera
Jnaneshwari
Jyoti Misra
Kalidas Bakshi
Kalpana B
Kalpana Chowdhury
Kalpana Sarkar
Kalpana Singh
Kalyan Barmade
Kamal Oswal
Kanchan Kumar Dhara
Karpagamabal Sairam
Kaustav Basu
Kedar Ganla
Kiran Coelho
Komal Toshniwal Ray

Proposed Faculty

Krishna Mandade	Namrata Parida	Priyanka Pipara
Krishnendu Gupta	Nandini Chakrabarti Bhattacharya	Punita Bharadwaj
Kundan Ingle	Narahari Agasti	Pushan Kundu
Kushagradhi Ghosh	Nayanika Gaur	Rabindranath Ray
Lahori Roy	Neelam Ohri	Radhika Nallamalli
Laishram Trinity Meetei	Neema Sharma	Rahul Lakhe
Latika Chawla	Neena Malhotra	Rajashish Majumdar
Lavanya Kiran	Neha Varun	Rajendra Sankpal
Leena Mehrotra	Niladri Sen	Rajesh Bhakta
Lila Vyas	Nilaj Kumar Bagde	Rajesh Modi
M M Samsuzzoha	Nilratan Saha	Ramna Banerjee
M Padmaja Bhattacharya	Niraj Yanamandra	Ramprasad Dey
Madhavi	Niranjan Chavan	Ravikanth
Madhumitha J	Nirmala Pipara	Reeti Mehera
Mahindra Borse	Nisha Kapoor	Rekha Kurian
Mahua Bhattacharya	Nitin Shah	Reshmi Chand
Mainak Maiti	P G Paul	Revathy Subramanian
Mala Raj	P K Shah	Rishab Pachori
Manan Bob	Pallavi Verma	Ritwik Ghosh Halder
Mandira Dasgupta	Pandit Palaskar	Rohan Krishnakumar
Manish Machave	Pavan Gulhane	Rooma Sinha
Manjir Mitra	Pawan Jhalta	Ruchi Pipara
Manjunath CS	Piyush Vohra	Rupashree Dasgupta
Manohar Kamat	Polly Chatterjee	S Krishnakumar
Manoranjan Mahapatra	Poulami Barman	Sabyasachi Ray
Mary Dhalia	Poushali Sanyal	Sajal Datta
Mausumi De Banerjee	Prabha Desai	Sakti Kumar Tripathy
Mayoukh Kumar Chakraborty	Prakash Trivedi	Sam Abraham
Meenakshi Sundaram	Prashant Bhamre	Sangeeta Pankaj
Meera V Raghavan	Prashant Mangeshikar	Sanghamitra Das
Mehul Sukhadia	Prashanta Kumar Nayak	Sanghamitra Satpathy
Milind Telang	Prasun Bera	Sanghamitra Thakur
Mohana Priya	Prithwiraj Sethi	Sanjay Kumar Biswas
Mohil Patel	Priya Bhawe	Sanjay Patel
Mona Dubey	Priya Kanappan	Sanjib Dutta
Mukta Agarwal	Priya Lakshmanan	Sanjukta Chatterjee
Nalini Bagul	Priyadutt Patel	Sankar Das Mahapatra
Nalini Sharma	Priyanka Garg	Santwan Mehta

Proposed Faculty

Sasirekha Rengaraj
Satwik Metgud
Saurav Prakash Maity
Sebanti Goswami
Seetha Ramamurthy Pal
Sejal Naik
Shabana Roze Chowdhury
Shailesh Jain
Shailesh Puntambekar
Sharmistha Ganguly
Shashi Bala
Shazia Khan
Shobha K
Shraddha Ramchandani
Shyamal Sett
Smeet Patel
Soma Basak
Soma Datta
Soubhagya Jena
Souvik Kr Das
Sripada Vinekar
Subash Mallya
Subhanjali Sen
Subhash Chandra Biswas

Subhash Halder
Subhra Kanti Datta
Subrata Debnath
Sudeshna Malakar
Sudha Tandon
Sudhir Adhikari
Sujal Munshi
Sujata Dutta
Sujata Kar
Sujata Swain
Sujit Behera
Sujoy Dasgupta
Suman
Sumana Manohar
Sunabha Kumar Ghosh
Sunil Eshwar
Sunita Samal
Sushila Saini
Susmita Chattopadhyay
Susovan Ghosh
Suyash Naval
Swapan Kr Kundu
Swapna Misra
Swati Balasubram

Tanuka Das
Tanvir Singh
Tarun Joseph
Tarun Kumar Das
Trina Sengupta
Tulika Jha
Tushar Kar
Uday Bhanu Rana
Uma Mishra
Upasana Palo
Urmi Sanyal
Usha Menon
Vaishali Paliwal
Vandana Jain
Vanitha Anban
Varun Shah
Vidya S Bhat
Vivek Hoskeri
Vivek Salunke
Yashodhan Deka
Yogesh Kulkarni
Zeenie Sarda

Proposed Workshop Operating Faculty

International

Prof. Horace Roman (France)

National

Arnab Basak
Atul Ganatra
Dipak Limbachaiya
Hrishikesh Pandit
Kalyan Bharmade
Milind Telang
Nitin Shah
Pandit Palaskar
Prashant Bhamre
S. Krishnakumar
Subhas Mallya
Sujaal Munshi
Sujit Behra
Vivek Salunke

Abhinibesh Chatterjee
Amit Basu / Pushan Kundu
Aruna Tantia / Alok Dey
B. Ramesh
Dipak Limbachaiya
Mala Raj
Mukta Agarwal
Polly Chatterjee
Sanjay Patel / Smeet
Sejal Naik
Shailesh Puntambekar
Sudha Tandon
Vidya Bhatt
Yashodhan Deka

Workshop Proposed Case List

1. Total laparoscopic hysterectomy (TLH)
2. Laparoscopic myomectomy
3. Laparoscopic adnexal surgery: Ovarian cystectomy
4. Laparoscopic Surgery in advanced endometriosis
5. Laparoscopic diaphragmatic endometriosis excision (selected)
6. Laparoscopic Pelvic Peritonectomy (fertility-focused, microsurgical principles) / USG guided Micro-ablation of Adenomyosis/adenomyoma / ovarian rejuvenation concepts
7. Caesarean scar niche/defect repair (Isthmocele repair)
8. Hysteroscopic polypectomy
9. Hysteroscopic repair of niche / isthmocele
10. Hysteroscopic incision of Septum
11. Hysteroscopic myomectomy
12. Intrauterine adhesiolysis (Asherman)
13. Laparoscopic Burch Colpo suspension
14. Laparoscopic repair of vault prolapse ± paravaginal defect – Pectopexy
15. Robotic endometriosis excision (DIE): ureterolysis, with dissection of retro-peritoneal spaces (anatomy teaching)
16. Robotic Sacro colpopexy (vault prolapse)
17. Robotic Radical Hysterectomy with Sentinel LN Sampling for Endometrial cancer

Scientific Program

March 20, 2026 Friday				
Time	Hall A	Hall B	Hall C	Hall D
17:00 18:00	GBM			
18:00 18:40	Plenary Session The Doyens of Gynaecological Endoscopy Prashant Mangeshikar & Prakash Trivedi In conversation with Shailesh Puntambekar			
18:40 20:00	Cultural Program			
20:30 onwards	Fellowship & Dinner / DJ			

March 21, 2026 Saturday				
Time	Hall A	Hall B	Hall C	Hall D
08:30 09:00	Competitive Videos <i>Chairpersons:</i> Alok Basu Seetha Ramamurthy Pal	Competitive Videos <i>Chairpersons:</i> Bipasa Sen Subhash Chandra Biswas	Competitive Videos <i>Chairpersons:</i> Bratati Bhattacharyya Shabana Roze Chowdhury	Spotlight: Special Group - Basics in MIS <i>Chairpersons:</i> Sharmistha Ganguly Susmita Chattopadhyay <i>Expert:</i> Ipsita Mahapatra 1. The OR setup and instrumentation — Ruchi Pipara 2. Sterilisation — Priyanka Pipara 3. Ergonomics in MIS — Trina Sengupta 4. Safe Energy Devices in MIS — Ritwik Ghosh Halder 5. Laparoscopic Entry- The most Crucial step — Avishek Bhadra

Scientific Program

<p>09:00 10:00</p>	<p>Competitive Videos</p> <p><i>Chairpersons:</i> Abhijit Ghosh Kalidas Bakshi</p>	<p>Expert Videos: Endometriosis</p> <p><i>Chairpersons:</i> Sudha Tandon TBC</p> <ol style="list-style-type: none"> 1. Preserving the ovary: minimizing loss of ovarian reserve — Kedar Ganla 2. Entering Retroperitoneal Spaces in Endometriosis —Deven Jogal 3. Managing DIE lesions of Bowel — Ravikanth 4. Conservative surgery in severe Endometriosis — Meenakshi Sundaram 5. Surgery for DIE lesions of Ureters — Amit Tajane 	<p>Competitive Videos</p> <p><i>Chairpersons:</i> Abhishek Das Barun Chakraborty</p>	<p>Video Assisted Surgical Training (VAST)- TLH:</p> <p><i>Chairpersons:</i> Manjunath CS Sanjukta Chatterjee</p> <p><i>Expert:</i> Mukta Agarwal</p> <ol style="list-style-type: none"> 1. Bladder dissection in different scenarios —Aditi Tandon 2. TLH with Obliterated POD —Rajesh Bhakta 3. Tackling the vascular pedicles —Satwik Metgud 4. Different Techniques of Specimen Extraction —Piyush Vohra 5. Vault Suturing: sutures & techniques —Tarun Joseph
------------------------	---	--	---	--

Scientific Program

10:00 11:00	<p>Keynotes</p> <p><i>Chairpersons:</i> Pushan Kundu Tulika Jha</p> <ol style="list-style-type: none"> 1. Fibroids: Difficult Dissection & In-bag Morcellation — Atul Ganatra 2. The journey of a MIG Surgeon — P G Paul 	<p>Guest Lectures</p> <p><i>Chairpersons:</i> Kalpana Singh P K Shah</p> <ol style="list-style-type: none"> 1. Laparoscopic Global Repair of Pelvic Organ Prolapse — Sujal Munshi 2. Adhesion annihilation- an approach to Frozen Pelvis — Damodar Rao 3. Laparoscopy in Pregnancy — Rekha Kurian 4. Laparoscopic Cerclage — Aswath Kumar 	<p>Expert Videos: TLH</p> <p><i>Chairpersons:</i> Amogh Chimote Sankar Das Mahapatra</p> <ol style="list-style-type: none"> 1. Specimen Retrieval in MIGS — Mahindra Borse 2. Vascular injury during entry – Prevention & Management — Amit Tandon 3. Unexpected arterial bleeds: how to manage the crisis? — George Paul 4. Safe strategies for preventing and identifying ureteric and bowel injuries — Yashodhan Deka 5. Vascular Injury during entry – Prevention & Management — Radhika Nallamalli 	<p>Spotlight: Focused Problem Solving in Hysteroscopy</p> <p><i>Chairpersons:</i> Bhisma Dev Chatria Kalpana B</p> <p><i>Expert:</i> Narahari Agasti</p> <ol style="list-style-type: none"> 1. Navigation through the OS with Hysteroscope: Challenges — Nalini Bagul 2. Hysteroscopic approach to Large Endometrial Polyp — Nitin Shah 3. Hysteroscopic management of submucous fibroids — Amrita Tandon 4. Hysteroscopy in Asherman's syndrome: Tips & Tricks — Priyanka Garg 5. Does All Septae need Hysteroscopic correction? — Sujata Kar
11:00 11:30	TEA			
11:30 12:15	<p>Rakesh Sinha Oration: (Plenary) <i>Chairpersons:</i> Abhinibesh Chatterjee, Ashis Kumar Mukhopadhyay, Basab Mukherjee, Pandit Palaskar <i>Topic: Evaluation of Robotics!! Robotic To Do or Not to Do in Gynaecology???</i> <i>Orator: Kalyan Barmade</i></p>			
12:15 13:00	<p>Rishma & Hrishikesh Pai Oration: (Plenary) <i>Chairpersons:</i> Amit Basu, Arnab Basak, Atul Ganatra, M M Samsuzzoha <i>Topic: Future of Endometriosis Surgery – Precision, Preservation & Pregnancy</i> <i>Orator: Sudha Tandon</i></p>			
13:00 14:00	Lunch			

Scientific Program

<p>14:00 15:00</p>	<p>Industry Session The Tiled Bag</p> <p><i>Chairpersons:</i> Anita Singh Uday Bhanu Rana</p> <p>1. Panel: Measuring the impact of FGS in MIGS <i>Sponsored by STRYKER</i></p> <p><i>Moderator:</i> Atul Ganatra</p> <p><i>Panelists:</i> Arnab Basak Priya Lakshmanan Soubhagya Jena Sujal Munshi</p> <p>2. Keynotes</p> <p><i>Chairpersons:</i> P K Shah Nilratan Saha</p> <p>Unravelling the Frozen Pelvis — Pandit Palaskar</p>	<p>Guest Lectures</p> <p><i>Chairpersons:</i> Basudeb Mukherjee Gita Ganguly Mukherjee</p> <ol style="list-style-type: none"> 1. Myomectomy- New Concepts — Rajesh Modi 2. Optimising Blood Loss in Myomectomy — Vidya S Bhat 3. Role of Myomectomy prior to IVF — Sejal Naik 4. Ablation of Adenomyosis- the different modalities. (MW/RF/Pulsed RF/US/ HIFU/MgUSF) — Reeti Mehera 	<p>Panel Discussions Safety Concerns for Hysteroscopic Surgery</p> <p><i>Moderators:</i> Lila Vyas Milind Telang</p> <p><i>Expert:</i> Sujata Swain</p> <p><i>Panel:</i> Abhijit Halder Anupama Arora Sethi Anusha Arvind Hemant Shintre Karpagamabal Sairam Neema Sharma Revathy Subramanian</p>	<p>Video Assisted Surgical Training (VAST)- Adnexal Masses</p> <p><i>Chairpersons:</i> Prasun Bera Sanghamitra Satpathy</p> <p><i>Expert:</i> Neelam Ohri</p> <ol style="list-style-type: none"> 1. Laparoscopic Management O-RADS 3 — Manoranjan Mahapatra 2. Managing Dermoid Cysts — Sanghamitra Thakur 3. Robotic Excision of TO mass – safeguarding ureters — Meenakshi Sundaram 4. Laparoscopic Management of Adolescent Adnexal Torsion — Santwan Mehta 5. Specimen delivery in Benign Adnexal mass — Harpreet Kaur
------------------------	---	--	---	--

Scientific Program

<p>15:00 16:00</p>	<p>Expert Videos</p> <p><i>Chairpersons:</i> Mandira Dasgupta Mona Dubey</p> <ol style="list-style-type: none"> 1. Microwave ablation of adenomyosis- (Laparoscopy Assisted & USG Guided- LAUGMA) —Suyash Naval 2. Laparoscopic management of scar ectopic pregnancy —Tanuka Das 3. Hysteroscopic Isthmocele Repair – Who, When, How ? —Sripada Vinekar 4. Hysteroscopic Synechiolysis for Asherman Syndrome —Tanvir Singh 5. Hysteroscopic management of Uterine Septum to improve Obstetric Outcome —Bimal John 	<p>Panel Discussions</p> <p>Challenging cases in Myomectomy</p> <p><i>Moderators:</i> Kiran Coelho Mala Raj</p> <p><i>Expert:</i> Egbert Saldhana</p> <p><i>Panel:</i> Kalpana Chowdhury Lahori Roy Nilratan Saha Sasirekha Rengaraj Susmita Chattopadhyay Tarun Kumar Das</p>	<p>Expert Videos</p> <p><i>Chairpersons:</i> Amrita Ghosh Pawan Jhalta</p> <ol style="list-style-type: none"> 1. Robotic Assisted Hysterectomy in Frozen Pelvis —Anupama Bahadur 2. Robotic and Firefly-Safe-guarding the Ureter in Endometriosis Surgery —Arunava Ray 3. Robotic Sacro colpopexy —Meera V Raghavan 4. Robotic Second Look Surgery in Ovarian Malignancy —Gouri Shankar Kamilya 5. Turning up the Heat: Microwave ablation in Adenomyosis & Fibroids — GSS Mahapatra 	<p>Spotlight: Focused Problem Solving in Endometriosis-</p> <p><i>Chairpersons:</i> Anshu Agrawal Sakti Kumar Tripathy</p> <p><i>Expert:</i> Jatan Kumar Roychaudhury</p> <ol style="list-style-type: none"> 1. Early diagnosis- Red Flags in Clinics — Chitra T 2. Treating Adolescent Endometriosis- —Annapurna (Rajahmundry) 3. The concept of Endometriosis Life- Where does Surgery feature? —Mahua Bhattacharya 4. Endometriosis: Managing pain —Bidisha Roychoudhury 5. Preventing recurrence following Surgery — Chirag Wagh
------------------------	---	--	--	--

Scientific Program

<p>16:00 17:00</p>	<p>Point-of-View Chats</p> <p>Best treatment option in Advanced Stage Endometriosis: TLH or Complete Pelvic Clearance</p> <p><i>Moderator:</i> Abhinibesh Chatterjee</p> <p><i>Panel:</i> Poushali Sanyal (TLH) Zeenie Sarda (TLH) Mainak Maiti (Clearance) Mohil Patel (Clearance)</p> <p>Radical Surgery for Advanced Stage Endometriosis beyond 40 years- To Preserve or Remove Ovaries</p> <p><i>Moderator:</i> M M Samsuzzoha</p> <p><i>Panel:</i> Anurag Bhate (Preserve) Kundan Ingle (Preserve) Jagrut Joshi (Remove) Mehul Sukhadia (Remove)</p>	<p>Guest Lectures</p> <p><i>Chairpersons:</i> Ashok Kr Padhi TBC</p> <ol style="list-style-type: none"> Surgical management of Adenomyosis- the future! —Ajay Agarwal Management of Vascular Injuries —Sanjay Patel TLH Post CS —Neena Malhotra Role of Diagnostic laparoscopy in Infertility in 2026 —Sajal Datta 	<p>Point-of-View Chats</p> <p>1. FIGO Type 2 Myoma- Laparoscopic myomectomy or Hysteroscopic resection</p> <p><i>Moderator:</i> Arnab Basak</p> <p><i>Panel:</i> George Paul (Hyst) Subhash Halder (Hyst), Niraj Yanamandra (Lap) Sanjay Kumar Biswas (Lap)</p> <p>2. Hysteroscopy in Submucous Fibroids- Bipolar resection or Tissue Retrieval Systems (Morcellators)</p> <p><i>Moderator:</i> Subash Mallya</p> <p><i>Panel:</i> Jayesh Patel (Res Bipolar), Nitin Shah (Res Bipolar) Suman (Ludhiana)- (HTRS) Tanvir Singh (HTRS)</p>	<p>Spotlight: Special Group — The Magical Pelvis</p> <p><i>Chairpersons:</i> Fakhra Masoor Prashanta Kumar Nayak</p> <p><i>Expert:</i> Dilip</p> <ol style="list-style-type: none"> The Pelvic Anatomy in MIS —Rajashish Majumdar The Surgical Relevance of Pelvic Spaces —Shailesh Jain The Pelvic Vasculature: Surgical Implications — Hrishikesh Pandit The Pelvic Ureter: a pivotal structure in MIGS — Smeet Patel Pelvis in Genital TB —Rishab Pachori
<p>17:00 17:30</p>	<p>Hi-Tea</p>			
<p>17:30 18:10</p>	<p>Conference Oration - FOGSI President. Plenary <i>Chairpersons:</i> Amit Basu, Kalyan Barmade, M M Samsuzzoha, Sujal Munshi <i>Topic: Rational Management of Uterine Myoma</i> <i>Orator:</i> Bhaskar Pal</p>			
<p>18:10 19:00</p>	<p>Keynotes - Plenary <i>Chairpersons:</i> Arnab Basak, Ashis Kumar Mukhopadhyay</p> <ol style="list-style-type: none"> Parasitic Fibroids: Facts, Prevention & Management — Prakash Trivedi Robotic Surgery in DIE — Prashant Mangeshkar 			

Scientific Program

19:00 20:00	Inauguration & Installation of IAGE Office Bearers
20:30 onwards	Musical Night & Banquet

March 22, 2026 Sunday				
Time	Hall A	Hall B	Hall C	Hall D
08:00 09:00	Competitive Videos <i>Chairpersons:</i> Rabindranath Ray Sudhir Adhikari	Competitive Videos <i>Chairpersons:</i> Himangshu Mondal Subhra Kanti Datta	Competitive Videos <i>Chairpersons:</i> Arkaprava Goswami Arup Kumar Agarwal	Spotlight: Special Groups — The Endometrium <i>Chairpersons:</i> Madhumitha J Neema Sharma <i>Expert:</i> Poushali Sanyal <ol style="list-style-type: none"> 1. The Endometrium-an Organ — Nandini Chakrabarti Bhattacharya 2. Hysteroscopic Evaluation of Endometrium in infertile patient — Priyadutt Patel 3. Hysteroscopic Evaluation in Post menopausal Bleed — Sanghamitra Das 4. Endometrial Rejuvenation with Hysteroscopy Guided- PRP — Mary Dhalia 5. Medical Management of Endometrial Hyperplasia — Alpana Chhetri

Scientific Program

<p>09:00 10:00</p>	<p>QUIZ Contest</p> <p>Sejal Naik</p> <p><i>Quiz Masters:</i> Aastha Agarwal Tulika Jha</p>	<p>Panel Discussions Preventing & Managing Complications of Urinary & GI Tracts in Laparoscopy: broadening horizon (Medicolegal Aspects)</p> <p><i>Moderators:</i> Aswath Kumar Subash Mallya</p> <p><i>Experts:</i> Sam Abraham</p> <p><i>Panelist</i> Alpana Chhetri Dhivya Narasimhan Dipankar Mondal Kanchan Kumar Dhara- Komal Toshniwal Ray M Padmaja Bhattacharya Prabha Desai</p>	<p>Expert Videos</p> <p><i>Chairpersons:</i> Saurav Prakash Maity Susovan Ghosh</p> <ol style="list-style-type: none"> Hysteroscopic Resection of Isthmocele with TCRE —Manohar Kamat Rectal Fistula following Neovagina Creation —Poulami Barman Role of Fluorescence in MIGS —Priya Lakshmanan Navigating the minefield: Bladder dissection in Scarred Uterus —Shraddha Ramchandani Robotic Pectopexy/ Sacro colpopexy — Rohan Krishnakumar 	<p>Video Assisted Surgical Training (VAST)- Robotics</p> <p><i>Chairpersons:</i> Ramna Banerjee Swati Balasubram</p> <p><i>Expert:</i> Rooma Sinha</p> <ol style="list-style-type: none"> Case selection — Lavanya Kiran Simulation training on Console — Leena Mehrotra Safety Tips: Docking & Port placement, Ergonomics and Instrument Optimization — Vandana Jain Hysterectomy of Large Uterus — Gaurav Desai Robotic Myomectomy —Urmi Sanyal
------------------------	--	--	---	---

Scientific Program

<p>10:00 11:00</p>	<p>Keynotes <i>Chairpersons:</i></p> <p>Aruna Tantia Krishnendu Gupta</p> <ol style="list-style-type: none"> 1. Adding Golden Touch To Hysteroscopic Surgeries —S Krishnakumar 2. Endometriosis: the sandwich between Laparoscopic Surgeons & IVF Specialists —B Ramesh 	<p>Guest Lectures <i>Chairpersons:</i></p> <p>A B Fuzayel Ahmed Uma Mishra</p> <ol style="list-style-type: none"> 1. Neuro-Pelviology- what we need to know? —Dipak Limbachiya 2. Office Hysteroscopy- the way forward —Milind Telang 3. Robotic Surgery in Benign Gynaec- Tips & Tricks —Anitha Kunniath —Rupashree Dasgupta 4. Laparoscopic Management of Adnexal Masses in Pregnancy —Niranjan Chavan 	<p>Symposium The Tiled Bag <i>Chairpersons:</i></p> <p>Atanu Samanta Aunik Das</p> <ol style="list-style-type: none"> 1. Managing Mullerian anomalies —Abhinibesh Chatterjee 2. Laparoscopic Isthmocele Correction —Jayakrishnan (Kerala) 3. Laparoscopic management of Dermoid —Amit Basu 4. Fibroids at Forty: Myomectomy or Hysterectomy? —Sumana Manohar 	<p>Spotlight (Focused Problem Solving) <i>Chairpersons:</i></p> <p>Hiralal Konar Sabyasachi Ray</p> <p><i>Expert:</i> Nalini Sharma</p> <ol style="list-style-type: none"> 1. Routine Clipping of Uterine arteries in TLH — Polly Chatterjee 2. Laparoscopic Adenomyomectomy- my Technique — Manjunath CS 3. Role of Laparoscopy in OB/Gyn Emergency —Nisha Kapoor 4. Laparoscopic Management of Uterine Prolapse- New concepts —Vanitha Anban 5. Laparoscopic management of post hysterectomy urogenital fistulae — Varun Shah
<p>11:00 11:15</p>	<p>TEA</p>			

Scientific Program

<p>11:15 12:15</p>	<p>Keynotes</p> <p><i>Chairpersons:</i> Dilip Kalpana Sarkar</p> <p>Myomectomy in 2026- Precision, Protection & Progress —Rajendra Sankpal</p> <p>Guest Lecture</p> <p><i>Chairpersons:</i> Subhra Kanti Datta Sukanta Misra</p> <p>Myomectomy for Mul- tiple Fibroids in Young Woman —Sujit Behera</p> <p>Medical Management of Adenomyosis — Seetha Ramamurthy Pal</p>	<p>Symposium Uro-Gynaecology</p> <p><i>Chairpersons:</i> Niladri Sen Prashanta Kr Nayak</p> <ol style="list-style-type: none"> 1. Laparoscopic Burch Colpo suspension —Manish Machave 2. Robotic Tubal Surgery —Priya Bhave 3. Laparoscopic Pectopexy —Sushila Saini 4. Fertility Sparing Surgery in MIS — Kundan Ingle 	<p>Expert Videos</p> <p><i>Chairpersons:</i> Bidisha Roychoudhury Gautam Khastagir</p> <ol style="list-style-type: none"> 1. Laparoscopic management : Endometriosis in unusual sites — Vivek Salunke 2. ACUM —Aastha Agarwal 3. Laparoscopic Neuronal Anatomy of the Pelvis —Madhavi 4. Unusual Presentation of Ovarian Cyst in Post Menopausal Woman —A B Fuzayel Ahmed 5. Laparoscopic Butterfly Peritonectomy — Smeet Patel 	<p>Video Assisted Surgical Training (VAST)- Myomectomy</p> <p><i>Chairpersons:</i> Abhipsha Mishra Sangeeta Pankaj</p> <p><i>Expert:</i> Aloke Kumar De</p> <ol style="list-style-type: none"> 1. Role of Imaging (USG & MRI) in Pre- operative Planning —Deepak Goenka 2. Minimally invasive myomectomies: pushing boundaries —Mala Raj 3. How to Reduce Blood loss in Myomectomy? —Rahul Lakhe 4. The Different Techniques of Hysterotomy Closure —Punita Bharadwaj 5. The Art of Specimen Retrieval — Geetanjali Belekar
------------------------	--	---	---	---

Scientific Program

<p>12:15 13:15</p>	<p>Industry Session</p> <p><i>Chairpersons:</i> Biswajit Ghosh Jayanta Kr Gupta</p> <ol style="list-style-type: none"> 1. Management of Morbid Obesity prior to MIS (Medical Weight loss Medications) —Zydus —Kushagradhi Ghosh 2. Estrobolome and Endometriosis — Sebanti Goswami 3. GnRH antagonist in Managing AUB-L (Fibroids) —Dibyendu Banerjee 4. Preventing Recurrence of Endometriosis post-Surgery- Medical Options —Krishnendu Gupta 	<p>Symposium</p> <p><i>Chairpersons:</i> Anwsha Das Ghosh Shashi Bala</p> <p>Imaging for MIS</p> <ol style="list-style-type: none"> 1. Diagnosing Adenomyosis- Structured imaging and reporting (MUSA Criteria) —Reshmi Chand 2. Diagnosing Adnexal Masses by USG-ORADS / IOTA Criteria —Aditya Ganeriwala 3. IDEA protocol based reporting in Pelvic Endometriosis —Sudeshna Malakar 4. Classifying Mullerian Anomalies by Imaging —Kamal Oswal 	<p>Point-of-View Chats</p> <p>1. Vault Prolapse- Sacro colpopexy or Pectopexy</p> <p><i>Moderator:</i> Subhash Chandra Biswas</p> <p><i>Panel:</i> Krishna Mandade – (Sacrocolpopexy) TBC Priya S P Patil (Pectopexy) Swapna Misra (Pectopexy)</p> <p>2. MIS for Endometrial Cancer- Sentinel LN Sampling or Comprehensive lymphadenectomy</p> <p><i>Moderator:</i> Yogesh Kulkarni</p> <p><i>Panel:</i> Vaishali Paliwal (Sentinel LN Sampling) Vivek Hoskeri (Sentinel LN Sampling) Kaustav Basu (Lymphadenectomy) Nilaj Kumar Bagde (Lymphadenectomy)</p>	<p>Spotlight Special Groups: Gynaec-Oncology</p> <p><i>Chairpersons:</i> Ankita Goyal Manan Bob</p> <p><i>Expert:</i> Dhivya Narasimhan</p> <ol style="list-style-type: none"> 1. Types of Hysterectomy for Uterine Cancer —Sunita Samal 2. Standardized technique for Sentinel Node Sampling — Amrita Ghosh 3. Robotic Radical Hysterectomy-nuances —Imran Hamsawala 4. Role of MIS in Early Stage Ovarian CA —Aruna Tantia 5. Fertility Sparing Surgery in Oncology —Shobha K
<p>13:15 14:15</p>	<p>Lunch</p>			

Scientific Program

<p>14:15 15:15</p>	<p>Point-of-View Chats</p> <p>1. Colo-rectal DIE-Shaving or Discoid resection</p> <p><i>Moderator:</i> Damodar Rao</p> <p><i>Panel:</i> TBC (Shaving) Priya Bhave (Shaving) Hrishikesh Pandit (Discoid / Resection) TBC (Discoid / Resection)</p> <p>2. In the era of Robotic assisted surgery- Laparoscopy is a losing art!</p> <p><i>Moderator:</i> Basab Mukherjee</p> <p><i>Panel:</i> Bikash Banerjee (Robotic) Jyoti Misra (Robotic) Latika Chawla (Lap) Punita Bharadwaj (Lap)</p>	<p>Panel: Optimising Fertility Prospects in Endometriosis Surgery- Case Scenarios</p> <p><i>Moderators:</i> Ashish Kale Ashis Kumar Mukhopadhyay</p> <p><i>Expert:</i> Garima Sharma</p> <p><i>Panel:</i> Egbert Saldhana Jeetendra Behera Jnaneshwari Priya Kanappan Sujoy Dasgupta Sunil Eshwar Usha Menon</p>	<p>Symposium: Medico-legal & Ethics in MIS</p> <p><i>Chairpersons:</i> Nirmala Pipara Sukanta Misra</p> <ol style="list-style-type: none"> Ethical Dilemmas in MIGS —Pushan Kundu Medico-Legal Aspects in Laparoscopic Surgery —Shyamal Sett In the “Era of AI” Case Based Discussion & Consenting – <ol style="list-style-type: none"> Laparoscopy/ Robotic- Tulika Jha Hysteroscopy - Mausumi De Banerjee 	<p>Spotlight: Focused Problem Solving- Entry-Related Issues.</p> <p><i>Chairperson:</i> Benudhar Pandey Ifra Iqbal Manjir Mitra</p> <p><i>Expert:</i> Neha Varun</p> <ol style="list-style-type: none"> Different ways of creating Pneumoperitoneum —Pavan Gulhane Challenges at Entry —Sanjukta Chatterjee Entry following Multiple Abdominal Scars of previous Surgeries —Mayoukh Kumar Chakraborty Diagnosing and Managing Bowel Injuries —Abhipsha Mishra Non-vascular Complications at Entry —Dipanwita Sen
------------------------	--	---	--	--

Scientific Program

15:15 16:15	<p>Symposium Robotics</p> <p><i>Chairpersons:</i> Bulbul Raichaudhuri Swapn Kr Kundu</p> <ol style="list-style-type: none"> 1. Why Robotics Reduce Complications- A Surgeons Perspective —Rooma Sinha 2. Energy sources in Robotics —Sujata Dutta 3. Safety tips- In Endometriotic Surgery —Swapna Misra 4. Standardised technique for Sentinel Node Sampling —Rupashree Dasgupta 	<p>Panel MIS in Gynaec-Onco- Case Scenarios</p> <p><i>Moderators:</i> Anitha Kunniyah Manoranjan Mahapatra Pallavi Verma</p> <p><i>Expert:</i> Sujit Behera</p> <p><i>Panelist</i> Anik Ghosh Arunasish Mallick Jagannath Mishra Subrata Debnath Upasana Palo Varun Shah</p>	<p>Symposium: Gynaec Oncology</p> <p><i>Chairpersons:</i> Namrata Parida Pawan Jhalta</p> <ol style="list-style-type: none"> 1. Why are Young Gynaecologist taking up Oncology —Shobha K 2. An Overview of Current Status of MIS for Cervical Cancer- LACC & SHAPE Trial —Manoranjan Mahapatra —Madhavi 3. Laparoscopic Ovarian Cystectomy: managing the surprise malignancy —Ankur Shah 4. Current Role of MIS in Ovarian Malignancy —Shazia Khan 	<p>Spotlight Special Groups: ERAS Optimising Patients; Reducing Risk in MIS</p> <p><i>Chairpersons:</i> Sanjib Dutta Soma Basak</p> <p><i>Expert:</i> Soma Datta</p> <ol style="list-style-type: none"> 1. Role of Prophylactic Antibiotics & Thromboprophylaxis —Jayita Chakrabarti 2. ERAS in MIS —Laishram Trinity Meetei 3. Risk of Bariatric Patients in MIS —Ramprasad Dey 4. Risk Reduction Strategies in TLH —Sunabha Kumar Ghosh 5. Risk Reduction Strategies in Myomectomy —Prithwiraj Sethi
16:15 17:00	Valedictory			
17:00	Tea			

Abstract Themes

- Laparoscopy
- Hysteroscopy
- Uro-gynaecology
- Robotic Surgery
- Miscellaneous in MIGS

Important Dates

Submissions closes : February 20, 2026

Free Communications : Paper – Posters – Videos

SUBMISSION CHECKLIST

Before you send or upload, ensure you meet these core criteria:

- **Registration:** You must be a registered delegate for the conference.
- **Authorship:** Note that while you may have co-authors, only the **presenting author's name** will be included in the final program.
- **Format:** Choose between a **Research Paper** or a **Case Series** format.

ABSTRACT STRUCTURE GUIDE

Section	Research Paper (Original Study)	Case Series
Header 1	Aims: What were you trying to prove?	Introduction: Background of the condition.
Header 2	Materials & Methods: How did you do it?	Case Particulars: Details of the patients/cases.
Header 3	Results & Analysis: What did the data show?	Discussions: How these cases fit into current logic.
Header 4	Conclusion: The “take-home” message.	Conclusion: Summary of findings/lessons learned.

IMPORTANT SUBMISSION DETAILS

- **Methods of Submission: Online:** Via the official conference website.
Email: Send to endogyn2026@gmail.com.
- **Next Steps:** If your abstract is accepted, keep an eye on your inbox. You will receive a separate email containing technical instructions for your slides, poster dimensions, or video formats.
- **Be Concise:** a word limit (250–300 words) — MS Word Format; Times New Roman / Arial Font; Size 12; Line Spacing 1.5. Keep your sentences direct.
- **Proof read:** Since these are “Free Communications,” clarity is key to catching the reviewers’ attention.
- **Focus on the conclusion:** State how your work is relevant to the field of gynaecological endoscopy.

FREE COMMUNICATIONS - POSTERS

Technical Specifications for E-Posters

While detailed instructions follow acceptance, standard E-posters usually require:

- Abstract should be submitted in MS Word Format; Times New Roman / Arial Font; Size 12; Line Spacing 1.5.
- **File Format:**
 1. Is it saved in high resolution PDF or JPEG
 2. Font : Times New Roman
 3. Size : 12
 4. Line spacing: 1.5

VISUAL & ETHICAL STANDARDS

- **Patient Anonymity:** Are all patient names, hospital IDs, and faces (in photos) blurred or removed?
- **Image Quality:** Are clinical photos or surgical stills clear and high-definition?
- **Graphs/Tables:** Are they clearly labelled with units and legends?
- **Conflict of Interest:** Have you included a small disclosure statement if applicable?

FINAL SUBMISSION STEPS

- **File Naming:** Is the file named correctly? (e.g., Abstract_EPoster_YourName.pdf).
- **Email Check:** If sending to endogyn2026@gmail.com, is the Subject Line clear? (e.g., “Abstract Submission: E-Poster - [Your Name]”).
- **Confirmation:** Did you receive an automated or manual acknowledgment of receipt?

Note: Many abstracts are rejected simply because the author forgot to register for the conference or failed to follow the header requirements (Aims, Methods, etc.). Double-check that you haven't swapped “Case Series” headers for “Research” headers.

VIDEO PRESENTATION

Video Content:

- **8 mins. duration | Formats- .mpeg 4 | .mov | Min. resolution - 1280 x 720 / 1920 x 1080 | Voice-over allowed | Music Forbidden**
- No names (self/ hospital/ company) should be mentioned in the video | Should have an innovative/ special steps
- Important relevant steps should be mentioned separately in the Video Abstract to be sent as an attachment in MS Word format; Times New Roman / Arial Font; Size 12; Line Spacing 1.5 and submitted at endogyn2026@gmail.com.
- The presenter should have performed the surgery by self or the name of the Surgeon performing the Surgery should be mentioned.



Organised by **Indian Association of Gynaecological Endoscopist Bengal Chapter**
in collaboration with **The Bengal Obstetric & Gynaecological Society**
under aegis of **IAGE Enhancing Endoscopic Skills**

Secretariat:

Indian Association of Gynaecological Endoscopist Bengal Chapter

GC 209, Sector III, Salt Lake City Kolkata – 700106

Phone : 9674387711 | Email : endogyn2026@gmail.com

Website: <http://endogyn2026kolkata.com>



20-22 March, 2026 ITC Sonar, Kolkata

Theme: Beyond Vision—the future of MIGS

**Win
Attractive
Prizes**

Organised by IAGE Bengal Chapter in collaboration with The Bengal Obstetric & Gynaecological Society
Theme: Beyond Vision—the Future of MIGS

PGQuiz

Topic:

Laparoscopy

Hysteroscopy

Robotic MIS

WIN THE PRIZES

 **CLICK HERE**

QUIZ PARTICIPATION LINK
<https://shorturl.at/2ohLr>



Rs. 15,000/-



Rs. 10,000/-



Rs. 5,000/-

**ITC Sonar, Kolkata
March 22, 2026
Sunday, 9-10 am**

- TWO member Team
- Only ONE team allowed from each institution
- Proof of training MUST from HOD of the institution
- Screening for Final Round will be in the same sitting
- Registration in conference as per your category is mandatory



Organised by IAGE Bengal Chapter in collaboration
with The Bengal Obstetric & Gynaecological Society

Theme: Beyond Vision—the Future of MIGS



Competitive Videos

Hurry !!!
Submit your
best work by
28 Feb 2026

JUNIOR
below 45 years

Junior
Bonus
1st Prize
Winner

3
Attractive
Prizes

SENIOR
45 years and more

Secure a Spotlight at the next AAGL Annual
Conference – Full Registration Cover

- Display your expertise, inspire peers, and claim your podium. Elevate MIGS.
- Open our Website and submit your abstracts in 250 words in MS Word Format; Times New Roman / Arial Font; Size 12; Double-line spacing. Keep your sentences direct.
- **Video Content:** 8 mins. duration | Formats- .mpeg 4 | .mov | Min. resolution - 1280 x 720 / 1920 x 1080 | Voiceover allowed | Music Forbidden
- No names (self/ hospital/ company) should be mentioned in the video. Should be innovative and special. The presenter should have performed the surgery by self or the name of the Surgeon performing the Surgery should be mentioned.

ITC Sonar, Kolkata
March 21-22, 2026 | Sunday, 9-10 am

9 WBMC
Credit Hours
GRANTED

Organised by IAGE Bengal Chapter in collaboration
with The Bengal Obstetric & Gynaecological Society

Theme: Beyond Vision—the Future of MIGS




Free Communications: Papers – Posters

9 WBMC
Credit Hours
GRANTED

Hurry !!!
Submit your best work
by 28 February 2026

ITC Sonar, Kolkata
March 21-22, 2026
Sunday, 9-10 am

- Methods of Submission:
 - Online: Via the official conference website- endogyn2026kolkata.com
 - Email: Send to endogyn2026@gmail.com.
- Abstract: a word limit (250–300 words) — MS Word Format; Times New Roman / Arial Font; Size 12; Double-line spacing. Keep your sentences direct.
- Focus on the Conclusion



20-22 March, 2026 ITC Sonar, Kolkata

Theme: Beyond Vision—the future of MIGS



Organised by IAGE Bengal Chapter in collaboration with The Bengal Obstetric & Gynaecological Society

Theme: Beyond Vision—the Future of MIGS

Every Aspiring Gynaec Learns Endoscopy

“Calling All EAGLE Participants!”

EAGLE Impact Presentation Session
Share Your Story and Win Prize

Registration to the Conference is Mandatory

WHO CAN PARTICIPATE?

- Postgraduate Students
- Faculty Members
- Operating Faculty
- Project Coordinators
- Head of Departments

WHAT TO PRESENT?

- EAGLE experience
- Impact on PG training
- Faculty & operating team benefits
- Institutional & academic growth
- Outcomes & innovations
- Scope for improvement
- Future of endoscopy in medical education

PRESENTATION FORMAT:

- **Oral Free Communication Paper** (7-minute presentation)
- **e-Poster**
- **Video** (8-minute presentation)

ITC Sonar, Kolkata
March 21-22, 2026
Sunday, 9-10 am

Preliminary Screening & Evaluation by Expert panel :
Presentations will be judged on innovation, challenges that shaped the journey, thought-provoking real stories, powerful logic, and creative expression



Registration

(All rates in INR inclusive of GST)

Non-Residential Registration	Early Bird (till 31/01/2026)	Regular (till 15/03/2026)	Spot
IAGE Member	11,000	13,000	16,000
Non-IAGE Member	13,000	15,000	18,000
PGs/SR (with valid certificates)	8,000	10,000	16,000
Accompany Person	11,000	13,000	16,000
Banquet	3,000	4,000	6,000

Non-Residential Registration includes

- Three lunches on 20th, 21st and 22nd March, 2026
- Conference Dinner on 20th March
- Registration Kit
- Entry to Scientific and Exhibition Area
- Workshop on 20th March

Residential Registration	Early Bird (till 31/01/2026)	
	ITC Royal Bengal	ITC Sonar
2 nights Single Occupancy	48,000	42,000
2 nights (Twin share per head)	36,000	32,000
3 nights Single Occupancy	60,000	52,000
3 nights (Twin share per head)	44,000	40,000
Regular (till 15/03/2026)		
2 nights Single Occupancy	54,000	47,000
2 nights (Twin share per head)	42,000	37,000
3 nights Single Occupancy	66,000	57,000
3 nights (Twin share per head)	50,000	45,000

Residential Registration includes:

- Stay with breakfast
- Airport Transfer
- Three lunches on 20th, 21st and 22nd March
- Conference Dinner on 20th March
- Banquet Dinner on 21st March
- Registration Kit
- Entry to Scientific and Exhibition Area
- Workshop on 20th March
- Registration is complimentary for IAGE National registered members above the age of 80 years
- Accompanying person – full registration
- Written cancellation request will be considered and effective with the acknowledgement from the secretariat. Refund will be initiated after 30 days of the completion of the conference.
 - By 28th February, 2026 : 75% of Registration Fees
 - From 1st March, 2026 : No Refund
- Partial cancellation is not applicable for residential package.



ITC Sonar, Kolkata

20-22 March, 2026

ENDOGYN

IAGE National Conference 2026



Organised by Indian Association of Gynaecological Endoscopist Bengal Chapter
in collaboration with The Bengal Obstetric & Gynaecological Society
under aegis of IAGE Enhancing Endoscopic Skills

REGISTRATION FORM

Please fill in with BLOCK LETTERS

NAME: _____

DESIGNATION: _____

ADDRESS: _____

 _____ PIN _____

MOBILE: _____ Email: _____

Veg Non-Veg

PAYMENT DETAILS:

NEFT/IMPS/Cheque No: _____ Drawn on Bank: _____

Dated: _____ Amount: _____

Payment Reference Number: _____



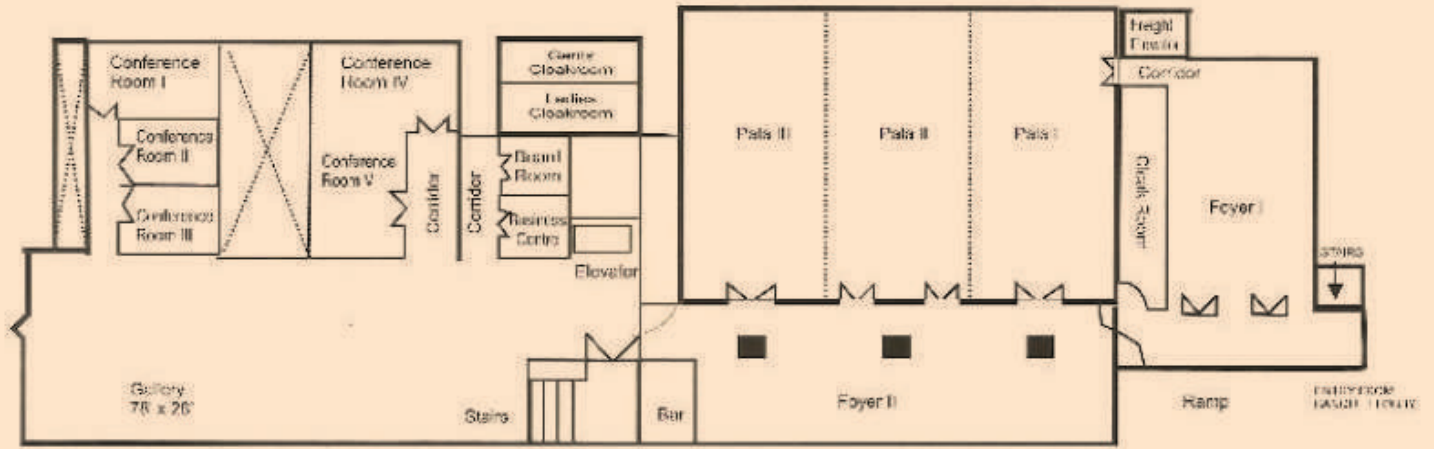
Cash / Cheque / NEFT / IMPS in favour of "Indian Association of Gynaecological Endoscopists Bengal Chapter (IAGE Bengal Chapter)" payable at Kolkata.

A/C Name: Indian Association of Gynaecological Endoscopists Bengal Chapter (IAGE Bengal Chapter)
Bank: Axis Bank | Branch: Salt Lake, Sector III, Kolkata | A/C No: 925010035973152 | IFS Code: UTIB0000775

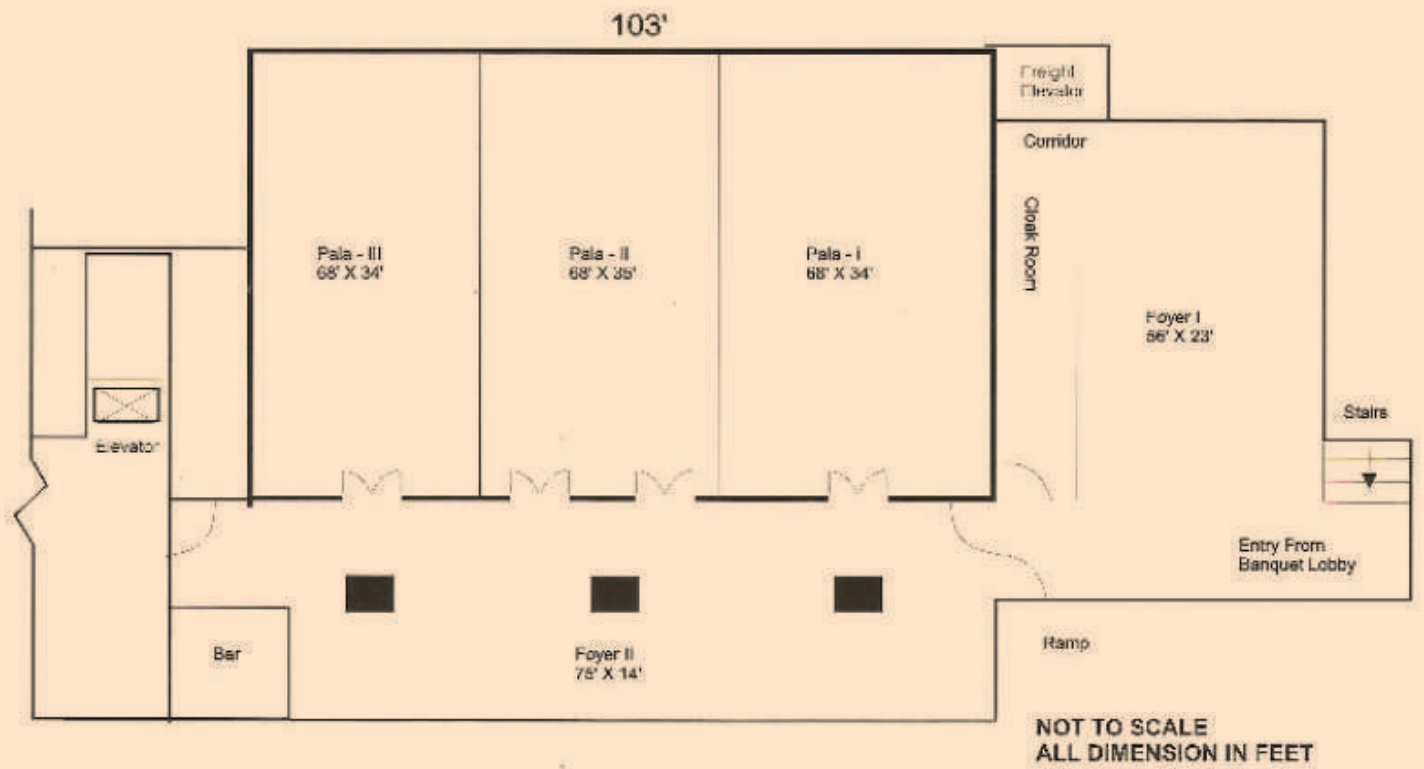
Please send the completed form along with the payment details to:
IAGE Bengal Chapter, GC 209, Sector III, Salt Lake City Kolkata – 700106
Phone : 9674387711 | Email : endogyn2026@gmail.com | Website: <http://endogyn2026kolkata.com>

Venue info

ITC SONAR, KOLKATA



Layout of the Banquet Floor



Layout of the PALA BALL ROOM

Venue info

ITC SONAR, KOLKATA



About the Hotel

ITC Sonar, a Luxury Collection Hotel, Kolkata is a premium 5-star property known for:

- Elegant, spacious rooms and suites
- Award-winning gourmet restaurants
- Extensive wellness & business facilities
- Outdoor pool, spa, and free parking
- Located in Tangra (JBS Haldane Avenue), close to Science City and centrally placed for exploring the city.

Distances to Major Transport Hubs



Netaji Subhash Chandra Bose International Airport (CCU)

Approx. 13–15 km by road from the hotel (~30-40 min by car, depending on traffic).



Sealdah Railway Station

About 5 km (~15-20 min taxi).



Howrah Railway Station

Roughly 10–12–13 km (~20-30 min by car).

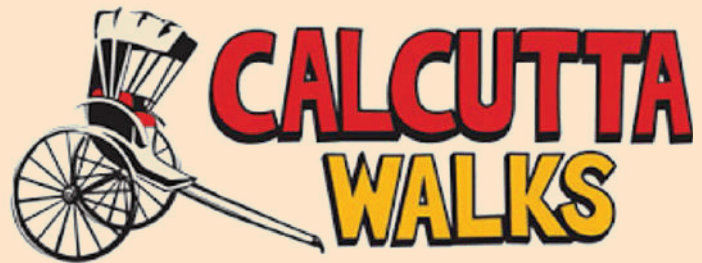
(Metro rail links and expanded lines in Kolkata may provide alternative public transport options to reach/or depart these major hubs more efficiently.)

Special Attractions

WALKING IN KOLKATA – THE BEST WAY TO EXPLORE

098301 84030 | www.calcuttawalks.com

- In the footsteps of the Raj / White Town Walk
- Confluence Of Cultures / The Melting Pot Walk
- The Star Still Shines / Black Town Walk
- Bringing the Goddess To Earth
- Street Food Calcutta Tours
- Sailing towards the Goddess / Sunset River Cruise
- Cook as the Bongs do / Bengali Cooking Experience
- Cabin Food Walk
- Now That's Entertainment



VICTORIA MEMORIAL KOLKATA LIGHT AND SOUND SHOW

The evenings at memorial grounds are illuminated with the light and sound show. Entitled as 'Pride and Glory — The Story of Calcutta', the show traces the story of the glorious era of Calcutta. The show is also named as Sonet- Lumiere. It is highly recommended for everyone to attend the show. **The timings for light and sound show in the English version is from 7:15 pm to 8 pm.**

ECO TOURISM PARK, NEW TOWN, KOLKATA

This urban park is spread across an area of around 190 hectares of land, surrounded by 42 hectares of water body, thereby forming an island. The park is also called Prakriti Tirtha and is the biggest urban park in India.

Places of Interest in Eco Tourism Park Kolkata:

Artists Cottage & Adda Zone | Urban Museum | Seven Wonders of the World | Sabuj Sathi Island | LakeFront Promenade | Graffiti Walls | Biswa Bangla Haat | Garden: Butterfly, Mask, Tea, Formal, Bamboo, Fruit, Meadow, Rose, Sculpture & Rabi Aranya.

Tuesdays to Saturdays: 12:00 PM to 7:30 PM

Sundays and Public Holidays: 11:00 AM to 7:30 PM


Note: The park remains closed on Mondays



Special Attractions

GANGA AARTI IN KOLKATA'S BAJE KADAMTALA GHAT (BABU GHAT)

During the summer, the Aarti will be held at 7 p.m. while in the winters it will be organised at around 6 p.m.



Explore Kolkata



VICTORIA MEMORIAL

The Victoria Memorial is a large marble building, which is considered to be the pride of Kolkata. Built between 1906 and 1921, it is dedicated to the memory of Queen Victoria and is now a museum. The garden is open from 5:30 am to 6:15 pm on all days. The Victoria Memorial Hall Museum or Gallery is open from 10am to 5pm from Tuesday to Sunday. On Mondays the Gallery is closed.



HOWRAH BRIDGE OR THE RABINDRA SETU

Located over the Hooghly river in West Bengal, Howrah Bridge or the Rabindra Setu is the main connection between Howrah and Kolkata. It is a cantilever bridge and is regarded as one of the busiest ones among them.



BELUR MATH

Belur Mutt is the headquarters of the Ramakrishna Math and Mission, founded by Swami Vivekananda. Situated on the west bank of Hooghly River, the temple is prominent for its architecture that embraces Hindu, Christian and Islamic styles and stands as an icon of unity of all religions.

Explore Kolkata




JORASANKO THAKUR BARI

Currently located on the Rabindra Bharati University campus in Jorasanko, Jorasanko Thakur Bari is the house in which the first non-European Nobel laureate and poet, Rabindranath Tagore was born.



KALIGHAT TEMPLE

Kalighat Temple, one of the 51 Shakti Sthals of India, is one of the most visited Kali temples in India. The spot is where the toes of Sati's right foot fell during Shiva's Rudra Taandav naach.



ECO TOURISM PARK

Eco Tourism Park is an expansive urban park designed to promote eco tourism in the city. It is the biggest urban park in India and occupies over 475 acres of land. The beauty of the location increases ten folds because of a water body that surrounds the park and forms an island in the middle.




MARBLE PALACE

The Marble palace near the Chorbagan in North Kolkata built in 1835 by Rajendra Mallick is famed for its art collection of masterpieces by Reuben and paintings by various renowned international artists such as Reynolds, Van Gogh and Rembrandt.



MOTHER TERESA TOMB

This is the place where the Tomb of Mother Teresa is present. It is maintained by her missionaries and followers who have continued to promote her legacy.



DAKSHINESWAR TEMPLE

Flanked by River Hooghly on the Eastern bank, Dakshineswar Kali is a revered Hindu navratna temple which is presided by Bhavatarini - a form of Goddess Kali. Built in Rani Rashmoni in 1855 who was a devotee of Goddess Kali, the Bhavatarini form means 'she, who liberates her devotees from the ocean of existence.'

